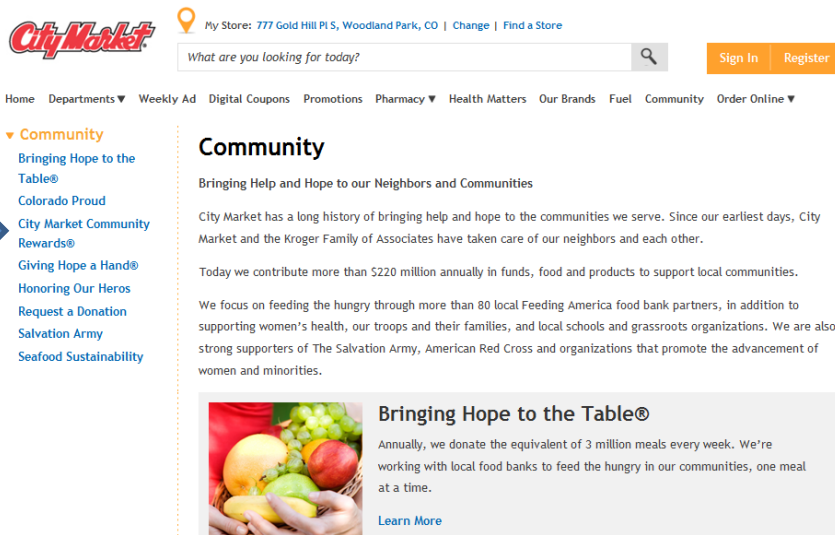


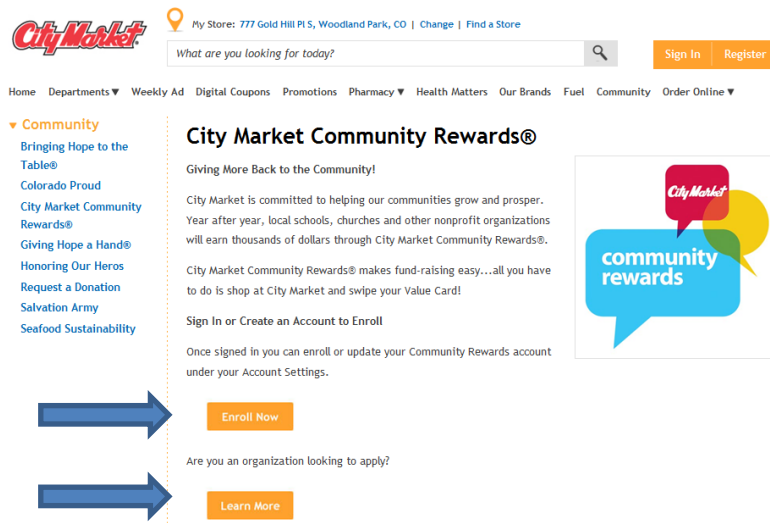


Customer's Personal **PLAY BY PLAY** To Sign Up For Community Rewards

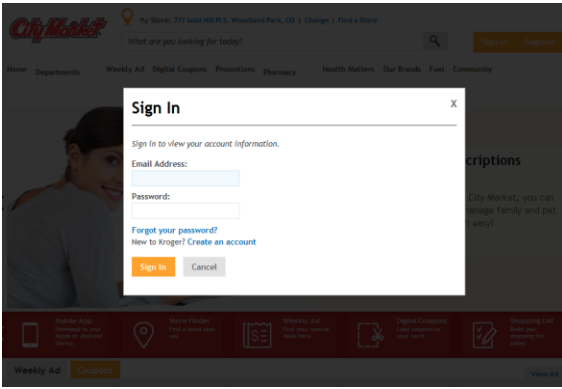
1. Once you type in www.citymarketcommunityrewards.com it will direct you to the City Market Community Page.
2. Once you are here, you should go to the left side of the page and click on City Market Community Rewards link.



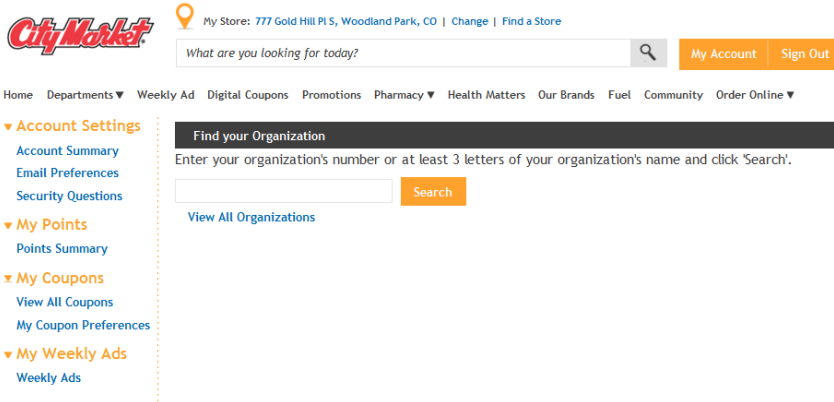
3. Once you click on the link it will take you to this page. There are two options at the bottom of the page. Individuals can click “Enroll Now” to enroll for the program or new organizations can click on “Learn More” to find out how to enroll. *Remember, we have already enrolled all the organizations that were currently on the City Market CARES program.



4. Once you hit “Enroll Now,” it will take you to this screen... You must log in to your personal City Market online account. If you don't have a personal online account, you must create one.



5. Once you sign in to your account, you will see this screen. Your organization number is NOT the old CARES number, so please look for your organization by name.



6. Then select your organization. You can change your organization at any time. It's that simple!

